







# Io resto a CAAsa e gioco con... la Lanterna magica!



La lanterna



magica



Un progetto a diffusione gratuita  
scritto e illustrato da

Sara Francesca Peila e Maria Caterina Minardi



ROTOLO DI CARTA  
IGIENICA FINITO



FORBICI



SCOTCH  
TRASPARENTE



PENNARELLI  
COLORATI



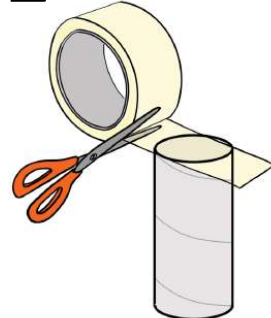
TORCIA




**1**



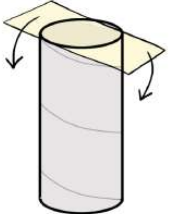
Copri 	un buco 	del rotolo 
con lo scotch 		

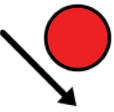


**2**



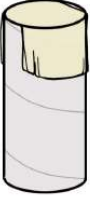
Taglia 	lo scotch 	con le forbici 
---	--	---





**3**



Abbassa 	lo scotch 	sul rotolo 
--	--	---

**4**




Premi 	bene 	lo scotch 
sul rotolo 		



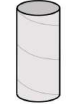


**5**



Disegna 	sullo scotch 	con i pennarelli 
Disegna 	la forma 	che preferisci 

**6**



Inserisci 	la torcia 	nel rotolo 
Accendi 	la torcia 	verso il muro 